


# TEL AVIV UNIVERSITY INTERNATIONAL

## 2022-2023 Handbook



## Table of Contents

<a href="#"><u>Before You Start</u></a> .....	2
<a href="#"><u>General Background</u></a> .....	3
<a href="#"><u>Preparing for Discovery</u></a> .....	4
<a href="#"><u>Off Campus Housing</u></a> .....	5
<a href="#"><u>Packing Essentials</u></a> .....	10
<a href="#"><u>Arrival at Ben-Gurion Airport</u></a> .....	12
<a href="#"><u>Arrival at TAU Campus</u></a> .....	13
<a href="#"><u>End of the year Ceremony</u></a> .....	15
<a href="#"><u>Day One</u></a> .....	16
<a href="#"><u>Bank Account</u></a> .....	16
<a href="#"><u>Student ID</u></a> .....	19
<a href="#"><u>SIM Cards &amp; Cellphones</u></a> .....	20
<a href="#"><u>Rav-Kav Card</u></a> .....	22
<a href="#"><u>TAU Systems</u></a> .....	23
<a href="#"><u>Our Campus – Your Playground</u></a> .....	24
<a href="#"><u>The Tel-Aviv Life</u></a> .....	25
<a href="#"><u>Useful Apps</u></a> .....	25
<a href="#"><u>Food &amp; Supermarkets</u></a> .....	26
<a href="#"><u>Public Transportation</u></a> .....	27
<a href="#"><u>Postal Service</u></a> .....	28
<a href="#"><u>Shopping Centers &amp; Open Markets</u></a> .....	29



## Before You Start

We congratulate you on your admission to Tel Aviv University International. Soon, you will become a part of the Tel Aviv University family, which boasts a highly acclaimed faculty, a top-tier student body, and international prestige.

Whether you are coming for a Short Term Program, a Study Abroad Semester or Year, an Exchange or Full Degree Program, or you are here conducting your PhD or Postdoc Research, you will join other students and scholars from all over the world, to embark on a unique personal and academic journey. Your experience will surely prove both challenging and rewarding.

Tel Aviv University International is here to help you get acclimated to your new environment and complement your academic experience with an array of services and activities. We invite you to take full advantage of the unique opportunity to live in Tel Aviv, the epicenter of Israeli culture. Being a part of the largest university in Israel allows you to enjoy the many state-of-the-art facilities and a variety of social and athletic clubs on campus.

We are happy to introduce our **Online Handbook** – your immersive “A-Z” guide for all matters related to life at TAU, from arrival to departure.

In this Handbook, you can find some useful links to different pages on our website with the most updated information about various matters, as well as written **sections with information that currently cannot be found online**. An online version of these contents will be available soon.

Our dedicated staff members are here to accompany and support you on your journey. We want to make sure that you have a rewarding and enjoyable experience during your stay with us at Tel Aviv University and hope to create a life-long connection with you!

Looking forward to seeing you on our campus,

Ms. Maureen Meyer Adiri



Director of Tel Aviv University International



## General Background

In this section, you will find some general background information about TAU, TAU International, and the city of Tel-Aviv:

1. [Academic Calendar](#)
2. [Virtual Campus Tour](#)
3. [About Tel-Aviv](#)
4. [About Tel Aviv University](#)
5. [About TAU International](#)



## Preparing for Discovery: Post-acceptance & Pre-arrival Info


Did you receive your acceptance letter from TAU? Congrats!

You can start going over the procedures needed. In this section, you are going to find information on all subjects related to your arrival to Israel and TAU.

Note that the majority of procedures mentioned below can only be initiated after your official acceptance to TAU, including Visa and Insurance matters.

1. [Cost of Attendance](#)
2. [Visa Information](#)
3. [Insurance](#)
4. [TAU Dorms](#)
5. **Off Campus Housing** – see below
6. [Funding & Scholarships](#)
7. **Packing Essentials** – see below
8. **Arrival at Ben-Gurion Airport** – see below
9. **Arrival at TAU Campus** – see below
10. [Orientation](#)
11. **End of the Year Ceremony** – see below

All the links above contains full information on their respective subjects, covering procedures, requirements, contact persons and more. The rest of the subjects appears below in the same order as listed.



## Off-Campus Housing

Many international students choose to live in nearby off-campus apartments.

Sharing a standard apartment with one or two roommates may cost the same as the dorms.

The nearest neighborhood to campus is Ramat-Aviv, which is a walking distance from TAU, but far away from the main attractions located in the city center.

Living in the city center allows you to have access to the beach and the city action, where a bus ride to campus can take between 20 to 45 minutes.

The first question to ask yourself when looking for housing is whether you prefer to live in Ramat-Aviv near the university, or in central Tel Aviv.

Apartment hunting in Tel Aviv can be quite time consuming, and the process might be lengthy.

This can be partially explained by the extremely fast-moving market. Students are advised to set time aside specifically for apartment hunting prior to the start of the program.

**Two to six weeks are recommended for apartment searching.**

It is not common for landlords to agree to rent an apartment while you are still abroad. It is best to meet the landlord and see the apartment for yourself in person after you arrive.

**Prices:** Depending on a variety of factors, you should be prepared to pay anywhere from NIS 2,500 (living with 2 roommates) to NIS 4,000 (living alone) per month for a partially furnished apartment.

There are plenty of real estate brokers, but expect to pay one month's rent as a finder's fee if you find an apartment through them, plus 17% VAT.

You may want to consider finding a **short-term rental for the first couple of weeks** while looking for a permanent apartment.

**When looking for an apartment, we highly recommend clarifying the following details:**

### Apartment Details

- Where is the apartment located?
- How big is the apartment in square meters?
- On what floor is the apartment? If it is on the ground floor, are there security bars on the windows?



- What appliances are included in the apartment? (Many apartments do not include major appliances such as an oven, stove, fridge, washing machine or dryer)
- What furniture is included?
- Is there air conditioning? Heating?
- What else is included in the apartment?
- Is there a roommate? What are your impressions of him/her?

### The Area

Visit the neighborhood during both the day and at night to get a feel for the area.

Is it loud at night? Does it feel safe after dark? Is it near a bus route to the university?

### Rent

- What does your rental payment include (water, gas, electricity, maintenance fees, cable Internet, phone, etc.)?
- How often is payment due and in what form: monthly payments or one lump in advance? Should you make the payment via bank transfer? checks? cash? **Never pay cash unless you get a receipt!**

### Bills

- How much is Arnona (municipality tax) and water every month?
- Is there an electric heater for water (*Dood Hashmal*) or is it solar powered (*Dood Shemesh*)?
- How much is electricity, on average, per month?
- How much are the maintenance fees (*Va'ad Bayit*) each month?

### Signing the Lease

- Can the contract be written in English?
- Is there a need for a guarantor?
- Do they require a lawyer to review the lease? If so, who covers the cost?

### Legal consultant

You can get legal advice from the student union's lawyer before signing an apartment contract. There is a free legal consultant service by the TAU Student Union. To schedule a meeting and find more



information, you can go on the [Student Union Website](#).

Working days & hours: Sunday-Thursday, 9:00am-5:00pm.

Office is located in the Mitchell Building, room 112.

For more tips and recommendations on apartment hunting, you are welcome to contact the Student Life Team [madrichimosp@mail.tau.ac.il](mailto:madrichimosp@mail.tau.ac.il)

### Tel Aviv Map

Click [here](#) to find Tel Aviv City Map by Tel Aviv Municipality.

### Long-term rentals:

The following **websites** may help you in your search:

- [Janglo](#): (English)
- [Craigslist](#) (English)
- [Tanglo –Yahoo group](#)
- [WinWin](#): (Hebrew)
- [Homeless](#): (Hebrew)
- [Yad2](#): (Hebrew)

**Facebook groups** are also a very popular way of apartment hunting in Israel.

See below a few groups that may be helpful.

Please note: some of the groups maybe closed groups (meaning you should ask to join and the administrator needs to approve the request). Do not worry about some of the pages being in Hebrew; you can post a message in English.

- [Secret Tel Aviv](#)
- [Tel Aviv Apartments Buy Rent Sell Trade!!!!](#)
- [דירות מפה לאוזן בתל אביב](#)
- [Internationals in Tel Aviv](#)
- [Apartments for singles or couples in Tel Aviv](#)






- [דירות בת"א בצפון הישן ובלב העיר - Apartments in TLV Old North and Downtown](#)
- [Apartments/roommates in Tel Aviv](#)
- [Looking for an Apartment in Tel Aviv...](#)
- [דירות תל אביב Tel Aviv Apartments](#)
- [דירות להשכרה בתל אביב](#)
- [Batim LeOlim - Rentals in Tel Aviv](#)

### Short-term rentals:

[Airbnb](#) is very popular in Tel Aviv and you might find great solutions for short-term housing.

In addition, Hostels could be a great option for short-term solutions. Below is a list of a few optional hostels in Tel Aviv:

Name	Street/ Tel Aviv	Tel	Email
<a href="#">Abraham Hostel</a>	21 Levantine St.	+972-3-624-9200	infotlv@abrahamhostels.com
<a href="#">Arbel Hotel Apt</a>	11 Hulda St.	+972-3-522-5450	sales@arbelhotel.com
<a href="#">Bnei Dan Hostel</a>	36 Bnei Dan St.	+972-2-594-5655	telaviv@iyha.org.il
<a href="#">Dinami Apt</a>	7 Shaul Avigdor St.	+972-3-741-4795	dinami@internet-zahav.net
<a href="#">Dizengoff Square Apt</a>	89 Dizengoff St.	+972-3-524-1151	<a href="mailto:neeamam@netvision.net.il">neeamam@netvision.net.il</a>
<a href="#">Dizengoff Suite Apt</a>	39 Gordon St.	+972-3-523-4363	info@dizengoffsuites.co.il
<a href="#">Holiday 2002 Apt</a>	113 Dizengoff St.	+972-3-527-1438	dyszgelg@netvision.net.il
<a href="#">Holiday Rentals</a>	37 Reines St.	+972-3-951-3964	Office@Holiday-Rentals.co.il
<a href="#">Madness Apt</a>	119-121 Ben Yehuda St..	+972-3-522-9393	officeteam@tel-aviv-rental.co.il
<a href="#">Rothschild Residence</a>	71 Rothschild St.	+972-3-629-0555	contact@rothschild-residence.co.il



<b>Sea Hotel Tel Aviv</b>	76 Herbert Samuel St.	+972-3-795-2465	sea@sea-hotel.co.il
<b>Sea Land Apt</b>	84 Bnei Dan St.	+972-3-522-5450	info@sea-land.co.il

Feel free to ask anybody and everybody. This is actually a very effective way of finding housing, jobs, and information. Personal connections go far in Israel, especially since apartments come and go very quickly in the city.

We are happy to help, even if it is just to brainstorm ideas about finding what is right for you.

You may want to consider widening your search to the nearby cities **Ramat Gan** and **Givatayim**, or other towns a little further from campus (25-45 minutes by bus or by train), such as Herzliya, Ra'anana, Kfar-Saba, Holon and Rehovot.

You can try these Facebook pages:

- [דירות להשכרה רמת גן/גבעתיים](#) (Hebrew: apartments for rent Ramat Gan/ Givatayim)
- [Secret Ramat Gan](#)
- [Secret Givatayim](#)

### Com-Unity

Com-Unity is a new housing concept in Tel Aviv that combines living in a fully furnished and designed private apartment with membership in a local and creative community.

The project consists of various apartments of different sizes and prices. 5% off for TAU students!

The prices include:

- Private fully furnished apartment
- One a week cleaning service
- Free entry to the common areas (gym, open living area, yoga room, garden, rooftop, workspace and more)
- Utility bills

This might be a very good option for international students who would like to integrate into a young and local community. For more info, please check out the project's [website](#).



## Packing Essentials

### Clothing

Campus dress is casual. Most students attend classes and campus events in jeans and T-shirts.

You may want to bring modest attire (skirts or dresses, shirts, shorts, etc. that cover the shoulders and knees) for visits to religious sites in Israel.

You should plan to bring some semi-formal attire for professional meetings and networking, special occasions and nights out but in general, dress in Israel is quite casual.

As dry cleaning is relatively expensive in Israel, please bring clothes that can be easily cleaned.

During the hot summer months, the traditional casual dress code becomes even more relaxed due to extreme heat and humidity - if you are sensitive to air conditioning, make sure to pack a few sweaters or a shawl.

In the winter, warm clothing is necessary, as many buildings are neither centrally heated nor well insulated. From December until March, the weather can be rainy, damp, and cold.

For excursions as well as your own sightseeing, a pair of good walking shoes is necessary.

### Organic and Natural Products (Cosmetics, Toiletries, Cleaning Supplies)

There are several chain stores, as well as independently owned shops, in Israel selling natural and/or organic products. These products are generally quite expensive but can be found nevertheless. In case of allergies requiring you to use these sorts of products, we recommend bringing an initial supply from home if possible to give yourself some time to find an equivalent here in Israel.

### Medication

If you are taking a prescribed medication, you should bring a supply to last the duration of your time in Israel.

It is also recommended that you bring a typewritten, generic prescription for your medication should you need to have it refilled.

Since some medication might not be available in the same brand names in Israel, it is essential that a local doctor or pharmacist provide a generic name for reference.



In addition, if you send an additional supply of medication by mail, you will be required to present a prescription to the Israeli Customs Office before the medication is released.

### Electrical Appliances

The electrical current in Israel is 220 volts, 50 cycles.

You may be able to bring a transformer for certain basic appliances, such as a hair dryer, but these are also easily purchased in Israel.

Some more basic appliances cannot be converted which is why it may be better to buy them in Israel.

Most laptops do not need transformers, but require a small inexpensive adaptor.

Check with your home electronics store or computer company (Apple, etc.) for advice.

For residents of the dorms, it is recommended keep minimal electrical appliances.

### Baggage Information

Please contact your airline operator regarding baggage regulations and costs for checked bags so that you don't have surprises upon check in.

Keep in mind while packing that many buildings in Tel-Aviv, including the **Einstein dormitories**, doesn't have an elevator, and you may find yourself having to **carry your luggage up several flights of stairs**.

For these reasons and for reasons of very limited storage space, we recommend that you bring with you no more than two reasonable sized suitcases + one carry on.

Experience has shown that it is best to take your belongings with you and to check/carry them on the flight. It is not recommended to ship any luggage to Israel for the duration of your stay, as incoming goods may be taxed if they are shipped. This is the case even if they are your own personal items and even if they are used.

Another issue is that it is not always possible to know how long the shipment might take.

In addition, packages shipped by sea will arrive at the Port of Haifa, which is more than an hour away from Tel Aviv. You will have to get to Haifa, take the shipment through customs, declare all items, and then transport your luggage from Haifa to your apartment.

In general, shipping things to Israel in any method is not a great experience, and we recommend avoiding it when possible.



## Arrival at Ben-Gurion Airport

### As you Land

At Israel's Ben Gurion International Airport, your first step is passport control. Please note that passport control might take some time depending on how busy the airport is and how many questions the officers have for you. **Come prepared with your acceptance letter to show the inspectors.**

If you are not staying in TAU Housing upon arrival, make sure that you have made previous arrangements for housing (hotel, short term rental, a friend, etc.). Keep the details (address, etc.) of your accommodation with you to give to passport control as needed.

After inspection, you will receive a blue note with your passport's details.

This note is very important, as it is your Entry Visa in Israel, **and it holds higher authority in case of contradiction with the visa printed in your passport.**

It is of utmost importance that you keep a copy of this note as long as you are in Israel – once you get it, please upload it to your Student Portal profile as soon as possible.

### Study Abroad Students


Study Abroad students must thoroughly review our [TAU International Arrivals Site for Study Abroad Students](#) for the most updated and detailed information on housing check in, arrival day, orientation schedules, and more.

All students who are unable to arrive on time must inform us ahead of time by completing a Late Arrival Form found on the [Arrivals Web Site](#).

For students living in on-campus housing, if we are not informed ahead of time of a late arrival there is a good chance we will not be able to check you into the dorms when you arrive. In addition, there are limitations as to how late we can allow a student to arrive to a program.

For these reasons, it is important to notify us – whether or not you are living in TAU housing - about a late arrival as soon as possible using the form.

Please note that early check-ins are never permitted.



## Arrival to TAU Campus

### Arriving by Train

Arrival to campus by train from Ben-Gurion Airport is very simple, there is a frequent line headed from the airport to all of Tel-Aviv train stations.

Your destination is 'Tel-Aviv University Station'; you can find updated schedules at all times on the rail company's [website](#).

The train ride is approximately 30-40 minutes from the airport.

Tel-Aviv University Station has two exits, remember to **take the exit on the left**, leading to a set of escalators through a long tunnel.

Broshim - Broshim Dormitories are a short walk from University Train Station, although be mindful that some of this walk is uphill and on stairs.

We recommend consulting Google Maps or the campus map ([click here](#)) for more information.

Einstein – From University Station you can either take a short cab ride to the Einstein Dorms (about 25-30 ILS), or you can take the bus from the train station to the Einstein Dorms (bus number 7 or bus number 45; ask for help at the station if needed).

**Note there are no trains or buses on the Sabbath (Friday afternoon until Saturday evening) and most Jewish holidays.**

### Arriving by Taxi

The cost is about 150 ILS from the airport to the Einstein or the Broshim Dorms. More expensive on Sabbath and holidays.

You should only get a taxi at the airport from the official Ben Gurion Airport Taxi Stand that is outside the doors of the airport (there will be signs pointing you to the stand when you walk through the airport). We strongly recommend that you do not accept a taxi ride from anyone offering inside the airport – these are not regulated taxis and the fare could be much higher.

It is recommended that you have cash (ATM's are inside the airport) for the taxi, although some will



take credit cards (always let the driver know before you get in the taxi that you want to pay with a credit card in case that is a problem).

Einstein dorms address: *Chaim Levanon Street 63.*

Broshim dorms address: *George Wise Street 20.*

### **Group Flights**

If you are arriving the designated TAU International group flight from the U.S., TAU International representatives will meet your group at Baggage Claim and help you proceed to the designated TAU buses, which will take you to your appropriate on-campus housing placement.

The bus will not make any other stops other than TAU Housing. Students not on the designated group flight will not be able to join the TAU organized bus to the housing placements.



## End of the Year Ceremony

The End of the Year Ceremony for all graduates in bachelors and master degree programs of 2022/2023 will take place on campus on **August 17<sup>th</sup>, 2023**.

The academic and administrative staff will attend the ceremony, and all students are welcome to invite friends and family to join the audience.

Before the ceremony, you will receive capes and hats for the occasion, please be sure to return them after the ceremony is over, as they are all borrowed and numbered.

Official invitations and itinerary of the event will be sent close to the end of the Spring Semester, you will have to RSVP to the invitation in order to have your name included in the ceremony.

Students who will not be able to attend to the event, will receive their diplomas by mail.





## Day One: Your To Do List

Upon your arrival to Tel Aviv, there will be some arrangements best taken care of as soon as possible, preferably on your first day.

In this section, you will find detailed explanations and recommendations about the most crucial procedures, including your first login to TAU systems, opening a bank account, and more.

### Bank Account

We advise our students to avoid traveling to Israel with large sums of money, but you may want to have a small amount of cash for your first days. Do not open a bank account in any Israeli bank branches overseas, since their information does not transfer to their local equivalents in Israel.

#### Opening an Israeli bank account

As far as we know, the bank most experienced in working with international students is "HaPoalim", which has two branches close to campus:

##### Avivim Branch

Address: Brodetski Street no. 43

##### Ramat Aviv Gimel Branch

Address: Aba Akhime'ir Street no. 33

#### Opening Hours:

Day	Hours
Sunday	8:30am–1:30pm
Monday	8:30am–1pm, 4pm–6:30am
Tuesday	8:30am–1:30pm
Wednesday	8:30am–1pm, 4pm–6:30am



<b>Thursday</b>	8:30am–1:30pm
<b>Friday</b>	Closed
<b>Saturday</b>	Closed

#### Required details and documents to open a bank account:

- Passport
- TIN number/social security number/ID card from home country
- Additional ID (could be the ID/driver's license from your home country)
- Blue ticket which you have received at the airport while entering Israel or an additional ID/driver's license from your home country
- TAU Student ID or a study approval letter from the university  
(any formal letter which states that you are a student at TAU during this academic year)

#### Other banks around campus:

Israel post office – [Chaim Levanon st 67](#)

"Discount" branch – [Yehuda Ha-Nasi st. 34](#)

"Leumi" branch – [Brodetski st. 43](#)

"Leumi" branch – [Aba Akhime'ir st. 15](#)

"Leumi" branch – [Rav Ashi st. 18](#)

The process of opening a bank account can take around 30-50 minutes.

If you do not have Israeli ID, the bank clerk, when opening an account, will randomly assign you a fictional ID number. Please make sure you **write down this number**, you will need it for future services provided by the bank.

#### Updating your account details on the TAU systems

Students and researchers must update their bank account details on the system in order to be able to pay tuition and/or receive scholarships and monthly salaries.



For students **up to PhD level**, please login to the [Personal Info](#) system. On the menu panel on the left, choose the second item on the second section – **Updating Bank Info**.

If you are a **postdoc or visiting researcher**, you will receive specific instructions from your department shortly before your arrival to Israel.

If you wish to pay tuition via bank transfer or DPP, please follow the instructions presented [here](#).

### **ATM cards**

The easiest way to have immediate access to your money from your account is with an ATM card.

We strongly suggest that you arrange for an ATM card from your local bank along with a 4-digit pin number (personal identification number), and that you make sure it can be used in Israel.

Please be aware that you will not be able to use a debit card that does not have a credit card logo.

Therefore, you should make sure that your bankcard is **both a debit card and a credit card** even if you will not use it as such.

We advise not to rely exclusively on ATMs as your source of cash, due to the potentially high transaction fees followed by each withdrawal.

### **Credit cards**

The most common credit cards in Israel is Visa, MasterCard and American Express.



## Student ID

All students and researchers at TAU have an identification card and a personal ID number.

The ID number is required to login to all of TAU systems and to activate your TAU email account.

ID numbers for internationals are generated automatically by the TAU administration systems. You will receive your ID number shortly before your program or upon your arrival (depending on program).

Student cards are issued automatically to all students in TAU International degree programs, **up to the Master's level.**

**PhD students** must fill an [online form](#) after arrival, and the card will be prepared within 1-2 weeks.

The form currently exists only in Hebrew; you are welcome to visit us at the international office so we can help you fill it out.

**Postdoctoral fellows** can issue an ID card by filling out [this form](#) and sending it to the Research Students Office – Ms. Raya Lipcer: [rayalipc@tauex.tau.ac.il](mailto:rayalipc@tauex.tau.ac.il)



## SIM Cards & Cell Phones

Upon arrival, students are sent a Google form on which they are required to give their Israeli cell phone number and emergency contacts to the TAU International Student Life Team so that they will be included in the program's emergency contact services.

Should any contact information change during the program, it is the student's responsibility to inform TAU International Student Life Team of this.

We recommend always carrying a cell phone with an Israeli phone numbers.

If you choose to pre-arrange a SIM card and mail it to our office, the address is:

*TAU International, Tel Aviv University, Carter Building Room 108, 6997801 Ramat Aviv Israel*

Alternatively, you can purchase a cell phone or SIM card once you arrive on-site. Our Student Life Team can help guide you in the process if needed once you arrive.

There is free Wi-Fi on campus and in TAU Housing that you can connect to in order to make WhatsApp calls and messages while you await an Israeli SIM card or phone.

***Disclaimer:** We do not officially partner with any companies and have no financial agreements with them. This list is provided as a service to students; you are free to choose any other company you find suitable.*

### Providers for International Customers

These companies may be slightly more expensive, but they cater specifically to short- and long-term international visitors. Some of them does not have local offices, but they do have service in English.

1. [019 Mobile](#)
2. [TalknSave](#)
3. [Israel Phones](#)
4. [1SIMHub](#)

### Providers for Local Customers

These companies usually have lower prices, and physical locations for you to pick up SIM cards. They might not have English-speaking customer service or experience working with visitors to Israel.



### Golan Telecom

- Order SIM cards [online](#) or [at a store](#).
- Cards will be delivered by the Israel Postal Company within a few days.

### HOT Mobile

- Order SIM cards [online](#) or [at a store](#).
- Cards will be delivered by courier within three business days.

### **Extra Tips**

- Incoming calls are free of charge; you pay only for outgoing calls.
- If you bring an unlocked smartphone, you can purchase a SIM card for it.
- If you need to purchase a phone, most companies offer basic models for few hundred Shekels.
- Most everyone in Israel uses [WhatsApp](#) – be sure to download it, as you will find it to be an easy way to communicate here and abroad.



## Rav-Kav Card

Buses in Tel Aviv does not accept cash. All riders must have a Rav-Kav card, which is a rechargeable electronic card used in all busses and trains in Israel.

There are several types of Rav-Kav: Anonymous, Non-Anonymous, and a Student Card called the “StuDan” which is offered at reduced student prices for semester/year programs only, that can be worthwhile if you use it daily.

In order to issue the card and charge it for the first time, you must visit a Rav-Kav office; later you will be able to recharge it with your phone using the [Rav-Kav app](#) (NFC supporting devices only).

### Rav-Kav Offices

There are two Rav-Kav office approximately 15-20 minutes away from campus.

The first is at [Savior Center](#) train station, and the other is at [35 Ibn Gabirol st.](#)


Opening hours are 07:00 to 19:00 in both (Closed on Shabbat and holidays).

### Documents required for student discounts

1. Passport
2. TAU Student ID Card
3. Certification of Studies

**Students up to PhD level** can issue certifications on the [Personal Info](#) system.

**Postdocs and visitors** can obtain it by contacting the Research Students’ Office – Ms. Raya Lipcer:  
[rayalipc@tauex.tau.ac.il](mailto:rayalipc@tauex.tau.ac.il)



## TAU Systems

You will most certainly meet several systems over your time at TAU, whether you are a student or an employee. The systems are all connected to your TAU email address that will be automatically given to you upon arrival. The following credentials will allow you to log in to all the systems:

1. TAU Username – your username is identical to your email address, without the “@” suffix. For example: for the address [someone@tauex.tau.ac.il](mailto:someone@tauex.tau.ac.il), the username is “someone”.
2. TAU ID Number – your personal student/employee ID, see details here.
3. Password – be sure to choose a strong password, with at least one uppercase letter or number.

### Activating TAU Email

In order to set up the account, press [here](#) and enter your details.

Please note that your initial password consists of the last four digits of your student ID, as it appears on your student card. You must change your password upon your first-time logging into your TAU email.

### MyTAU

This system connects all other TAU systems and online services, including library search engines, personal academic and administrative information, access to MS Office applications and more.

The main page is in Hebrew, but you can see an English translation of each link by hovering over it with your computer’s mouse.

### Student Personal Info System

In this system, you can view all your personal academic information, including classes schedule, exams timetable, courses grades and more.

You can also order, various certifications and transcripts using this system.

### Moodle

All your courses will appear on this system, where you can find all the reading materials, assignments and messages uploaded by your professors.

For TAU researchers and employees, the system will show various tutorials, assigned to them annually by their department.





## Our Campus – Your Playground: Student Life and Campus Utilities

The links in this section will take you to different pages on our website, with everything you need to know about TAU campus, from social life to safety and security.

1. [The Student Life Team – \*Madrichim\*](#)
2. [TAU Merchandise](#)
3. [Student Union & Communities at TAU](#)
4. [TAU Libraries](#)
5. [Cultural Diversity on campus](#)
6. [Safety, Health & Wellness](#)
7. [Campus Accessibility](#)
8. [Green Campus](#)
9. [Hebrew Language Studies](#)
10. [Campus Map](#)



## The Tel-Aviv Life: Useful Services and Things to Explore

This section offers information regarding your everyday life in Tel-Aviv and in Israel in general. You are always welcome to contact the [Student Life Team](#) if you have any questions.

### Useful Apps

Here you can find recommendations for phone apps that will most definitely serve you over your time in Israel. These applications can come useful in many aspects of your life as a “Tel-Avivi”.



#### [WhatsApp](#)

The most widely used Instant Messaging application in Israel. The vast majority of people in Israel use it to send and receive messages and many businesses offer online service with it.



#### [Rav-Kav](#)

This app allows you to charge your Rav-Kav card, purchase bus and train tickets, and more. You can read more about it [here](#).



#### [Moovit](#)

One of the most trustworthy navigation apps for public transportation in Israel. It presents updated information about all bus lines, trains and other means of public transport in all regions of the country, including fares, timetables, and recommended routes.



#### [Wolt](#)

The quickest and most varied delivery service for food and groceries, in and out of Tel-Aviv. The Wolt delivery service is used by most restaurants and supermarkets in Tel-Aviv, and takes varied delivery fees according to the distance – 12-18 NIS. The app works in all other cities in Israel, with their local food places.



#### [Kvisi](#)

Laundry cleaning delivery, handling all types of fabric with multiple options and methods.



## Food & Supermarkets

There are many different supermarket chains in the Tel-Aviv area, most of them charge similar prices for various products, and they are spread across the city.

Note that most supermarkets in Israel are closed during Shabbat (Friday afternoon – Saturday evening), except for specific, slightly more expensive chains:



[Super Yuda](#) (24/7)



[AM:PM](#) (24/7)



[Tiv Ta'am](#)

If you have any kind dietary preferences, it is good to be familiar with the logos below.

You can find them on top of all suitable products in all supermarkets and stores.



= Vegan foods and products.




= Gluten free products.



= Products with high levels of (left to right): Sugar, Sodium and Saturated fat.



= Healthy products, according to the recommendations of the Israeli Ministry of Health.



## Public Transportation

### Buses

Busses in Tel-Aviv can take you just about anywhere in Israel, with lines moving each day from the early morning hours until late at night. The best way to keep track on all the busses and their routes, and to figure which ones will serve you best while moving around the city, is with the phone app [Moovit](#).

Note that most public transport in Israel **doesn't run on Shabbat** (Friday afternoon to Saturday evening). However, Tel-Aviv municipality operates local shuttles with stations around central parts of the city (including TAU Campus, near the main gate), which you can ride free all day long. Information about these shuttles can also be found on Moovit.

For intercity travel during Shabbat, there are service taxis (big yellow minibuses) operated by private companies. You cannot use Rav-Kav on these taxis, they work with cash only.

### Train

The Israeli rail reaches almost every big city, with four different stations in Tel-Aviv alone. Full information about fares, timetables, etc... can be found on the [Rail website](#).

### Bikes & Scooters

Scooters and bikes are the most popular means of transportation among Tel-Avivi's.

You can find them scattered all around the city and activate them with their corresponding app.

The most common ones are [Bird](#), [Lime](#), and [Wind](#).

**IMPORTANT** – it is mandatory to ride with a helmet at all times.

Anyone riding without a helmet is not only endangering their own personal safety, but might also be fined by the local authorities for **at least** 250 NIS.

In areas with roads designated for bicycles and scooters, it is also strictly illegal to ride on the sidewalk.



## Postal Services

There is a post office located just across the street outside the main gate of the University, on Haim Levanon Street. They offer many services and products, including postage stamps, phone cards, fax services, money exchange (with better rates than at the bank), and money orders via Western Union.

You can even buy a credit card and pay most of your bills there.

For more information about Israel's Postal Services visit their [website](#).

Most overseas deliveries takes about 10-14 work days for mail to arrive abroad from Tel-Aviv. For reduced delivery time, Express Mail may send mail at an additional charge.

Packages may be sent by air or surface mail, the latter taking up to several months for delivery.

Packages sent by mail may be subject to duty charges.

We strongly recommend that you use our office address for all your incoming mail and packages, whether you live in the city or in the dorms. Once we receive your mail, we will contact you on email to let you know that it has arrived. You are welcome to pick up your mail at your own leisure during our office hours: Sunday to Thursday, 09:00 to 16:00.

Our full address:

*C/o Tel Aviv University International*

*Tel Aviv University*

*Carter Building, Room 108*

*Ramat Aviv, Tel Aviv 69978 ISRAEL*



## Shopping Centers & Open Markets

Near the main gate of TAU campus – Einstein gate, there is a students' bar, few restaurants, and a store for school and office supplies in relatively cheap prices.

On Einstein Street, you can find a small supermarket and a convenience store across the street.

Five-minute walk from the main gate, at Einstein St. 40, you can find the [Ramat Aviv Mall](#).

The mall has a large supermarket, pharmacy, and two levels of various shops and restaurants.

Other two nearby small centers, about 10-15 minutes' walk from campus, are the [Brodetzky Center](#) and [Shuster Center](#).

Other recommended shopping centers and malls in Tel Aviv:


- [Tel-Aviv Port](#)
- [Dizengoff Center](#)
- [Azrieli Center](#)
- [Gan Ha'ir](#)
- [Saron Market](#)
- [TLV Fashion Mall](#)

Tel Aviv has several open-air markets (*Shuk – שוק*), which are open Sunday through Friday, from early in the morning. Here are some notable and highly recommended markets:

- [Shuk HaCarmel](#) – The largest and best market for fresh fruit and vegetables, cheese, meat, Asian and other specialty foods, cleaning supplies, inexpensive clothes, and every other consumer item under the sun. Begins at the corner of Allenby and King George Streets.
- [Nahalat Binyamin Market](#) – An arts and crafts market held every Tuesday and Friday with live music and entertainment. On the Nahalat Binyamin pedestrian-only street, right off Allenby Street and parallel to Shuk HaCarmel.
- [Levinsky Market](#) – A wonderful street market for spices, nuts, dried fruit, etc.
- [Jaffa Flea Market](#) (*Shuk HaPishpeshim*) – Second-hand clothes, furniture, and general household items. In Jaffa.

Other suggestions for local attractions can be found on these webpages:

- [Eye on Israel](#)
- [Tourist Israel](#)
- [Get Your Guide](#)
- [Tel Aviv Global City Guide](#)





## Get Set for Non-stop Discovery at TAU!

